


Catalina 270



T H E S A I L O R S ' C H O I C E

Catalina 270



The Catalina 270 was designed to provide rewarding performance and comfortable accommodations for the active sailing family.

Both goals are accomplished through the selection of a stable hull form with generous beam and fine entry forward. This approach delivers a hull that is wide at the sheer for maximum deck space, reserve buoyancy and good performance to weather.

Semi-elliptical wing and fin keels are matched with a balanced elliptical rudder to insure predictable handling and a balanced helm in a variety of conditions.

The rig has double spreaders with fore and aft lowers which make the mast very stable, easy to set up and tune. This design provides the narrow shroud base necessary for proper genoa sheeting to weather.



The deck is highlighted by a "big boat" cockpit with Catalina's hallmark full length cockpit seats with ergonomically contoured seat backs necessary for long term comfort aboard.

Common to all Catalinas is well planned and installed plumbing, electrical, and mechanical systems. All consist of quality components and are arranged for easy owner maintenance.



In the cabin are all the amenities for weekend retreats and more extended family vacations. Comfortable seating around the varnished teak table provides a great place for meals, relaxing, reading or playing games.





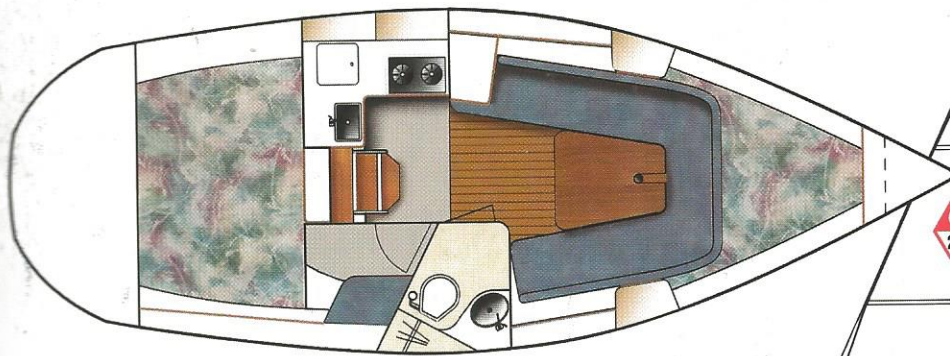
The galley is well planned for the cook, with special attention given to convenient, usable storage. You'll find a large ice box, and flip up counter over the two burner stove.

The head is a single piece molded unit that is easy to keep clean and fresh. In the sole is a standard shower pan.

By night the aft cabin is a private and comfortable retreat for two. The berth forward can be extended and enclosed for two, with the settees functioning well as single berths.

To provide more time for owners to enjoy sailing the 270, low maintenance materials have been used on deck and mechanical systems that have been designed for easy access for service. Quality materials

and engineered structural systems carefully assembled promise the 270 to be durable, reliable and a pleasure to own for many years to come.



CATALINA 270 Principal Specifications


LOA	8.23m	27' 0"
LWL	7.24m	23' 9"
Beam	2.99m	9' 10"
Draft	Fin Keel	1.52m
	Wing Keel	1.07m
Ballast	Fin Keel	834kg
	Wing Keel	933kg
Approximate Weight	Fin Keel	1840 lb.
	Wing Keel	2060 lb.
Engine		Inboard Diesel
	Fin Keel	2827kg
Sail Area (100% foretriangle)		6240 lb.
	Wing Keel	2926kg
I	10.16m	33' 4"
J	2.82m	9' 3"
P	8.58m	28' 2"
E	3.50m	11' 6"


All measurements are approximate and subject to change without notice.

Catalina Yachts

21200 Victory Boulevard Woodland Hills, CA 91367
 Phone (818) 884-7700 Fax (818) 884-3810
 e-mail: catalina@catalina.net
<http://www.catalina.net>

Sold and Serviced by:



member: Certified National Marine Manufacturers Association 

member: **ABYC**
 Setting the Standards for Safer Boating

gel-coatings by  **NESTE**
 Chemicals

Photos and drawings may show optional equipment. Refer to current price sheet for standard equipment list and specifications. 12.97

Catalina 270

Catalina // Yachts
Bay Series

Effective 12.01.04
Not Valid after 2.28.05

Custom Order Your Catalina

EQUIPMENT LIST AND ORDER FORM

STANDARD EQUIPMENT & FEATURES

- Five Year Gel Coat Blister Protection *(2)
- Five Year Structural Hull Warranty *(3)

SAILS

- Mainsail, Dacron w/ Reef, Full Battens and Dutchman Flaking System
- 135% Furling Genoa, Dacron with U.V. Protection, White

SPARS AND RIGGING

- Double Spreader Mast
- Single line Genoa Furling System
- Backstay Bridle System
- Internal Halyards, Low Stretch Dacron
- Internal Adjustable Outhaul
- Internal Main Boom Topping Lift
- Stainless Steel Standing Rigging
- Custom Turnbuckles
- Anodized Aluminum Mast and Boom
- Single Line Reefing System Led to Cockpit

SAIL HANDLING AND EQUIPMENT

- Mid Boom Mainsail Sheeting on Ball Bearing Traveler Car and Multiple Purchase Traveler Adjustment System
- Boom Vang with 4:1 Purchase
- Halyards led Aft to Cockpit Sheet Stoppers
- Winch Handle
- Inboard Genoa Tracks
- Two Genoa Blocks
- Two Self Tailing Primary Winches, Two Speed, Chromed Bronze

ENGINE AND CONTROLS

- Yanmar Diesel Engine, 3 Cylinder, with Engine Panel, Tachometer and Alarm System
- Fresh Water Engine Cooling System
- Bronze Three Blade Propeller
- Bilge Blower
- Fuel Gauge at Panel

- Pedestal Mounted Engine Controls
- Stainless Steel Steering Pedestal Guard
- Emergency Tiller

FEATURES AND DECK HARDWARE

- Five Opening Ports with Screens
- Opening Forward Hatch, Aluminum Framed
- Pedestal Steering System with 32" Stainless Wheel, Brake and Guard
- Handrails on Cabin Top
- Stern Boarding Ladder with Contour Treads
- Stern Boarding Platform
- Hot and Cold Pressure Shower Outlet On Deck
- Sliding Companionway Hatch with Seahood with Skylight Panels
- Cockpit Coaming Compartments
- One Piece Fiberglass Hull, White
- One Piece Fiberglass Deck, White with Grey Two Tone
- Molded-in Gel Coat Waterline, Midwatch Blue
- Midwatch Blue and Silver Sheer Stripes
- Molded-in Non-Skid Surfaces
- Complete Inner Hull Liner
- Cockpit Seat Locker and Two Lazzarette Lockers
- Recessed Anchor Locker on Foredeck
- Double Anchor Roller on Bow
- Double Rail Bow and Stern Pulpits
- Stern Rails with Observation Seats
- Double Lifelines with Pelican Hooks

INTERIOR

- Teak Veneer Bulkheads and Teak Interior
- Teak and Holly Textured High Pressure Laminate Sole
- Varnished Finish on Interior
- Pleated Shades for Cabin Windows
- Wrap Around Settee in Main Cabin

- Molded Headliner, with Low Glare Texture
- Enclosed Head Compartment
- Varnished Dining Table
- Pillow Type Cushions, Fabric Covered
- Private Aft Cabin with Double Berth
- Hanging Locker

GALLEY

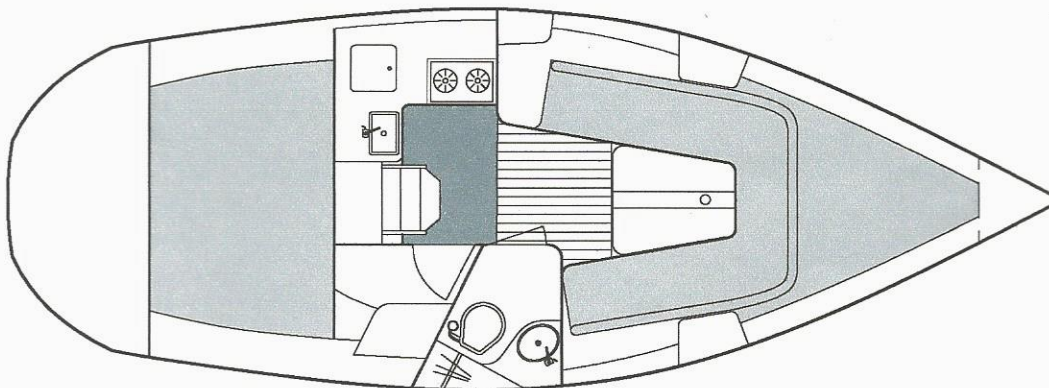
- Aft Galley with Stainless Steel Sink, and Storage Above & Below Counter
- Two Burner L.P.G. Stove, Gimballed
- Built-in Icebox with Shelves
- Pump for Overboard Discharge of Icebox

PLUMBING SYSTEM

- Hot and Cold Pressure Water System with Electric and Engine Heat Exchanger Water Heater
- Fresh Water System with Outlets in Galley and Head
- Deck Fill and Vent for Water Tank
- Marine Head with Holding Tank and Deck Pump-out Plate
- Macerator for Overboard Discharge of Holding Tank
- Manual Bilge Pump with thru Deck Handle

ELECTRICAL SYSTEM

- 12 Volt Elect. System with Circuit Breakers at Panel
- Two Deep Cycle Marine Batteries with Selector Switch
- Battery Voltage Meter
- Battery Charger from Shore Power
- A.C. Shore Power System with Five Outlets
- 115V 30 amp Shore Power Cord and Adapter
- Navigation Lights to International Rules
- Cabin Lights
- Anchor Light on Masthead
- Deck Light and Steaming Light on Mast
- Pedestal Mounted Compass with Light



Catalina 270 standard interior layout

notes:

- NOTE: (1) All prices and specifications are subject to change at any time including after receipt of the customer's order, until final delivery to the customer.
- *(2) Five year gel coat blister protection provided by Catalina Yachts Gel Coat Five Year Limited Warranty against below the waterline gel coat blistering. For precise terms, please refer to the Gel Coat Limited Warranty Booklet.
- *(3) For precise terms of Catalina Yachts Five Year Hull Structure Limited Warranty please refer to Catalina Yachts Limited Warranty booklet.
- (4) Export models may have different equipment or specifications in order to comply with prevailing regulations.

Catalina 270

YOU HAVE A CHOICE WITH CUSTOM CATALINA OPTIONS

FITTINGS AND EQUIPMENT

- X1 0122 Wind Keel No Charge
- X1 0221 Fin Keel No Charge
- X1 2004 Canvas Package with (1) Mainsail Cover, (1) Pedestal Cover, (2) Winch Covers, Captain's Ray 495
- X1 2013 Grey Leather Wheel at Cost of Standard 249
- X1 2014 Wheel with Grey Flaring 588
- X1 2012 Inset Car Room 995
- X1 2015 777

- X1 8803 Wind Package: Raymarine ST60 Wind System 1482
- X1 9133 Ray 54 VHF Radio: Raymarine DSC VHF mounted in navigation with Mastmount antenna 739
- X1 9134 ICGM M402 VHF Radio ICGM Fixed Mount DSC VHF with Commandmic in cockpit and Mastmount Antenna 1095
- X1 8943 ST4000 Mk2 Autopilot: Raymarine Wheel Mounted System 1672
- X1 8142 Stereo 2: Poly Planer MRD60 Single CD Player AM/FM Receiver w/ Compact Box Speakers in salon and NavPac SpeakerPods under railseats interface w/ TV/AV/ (Satellite Radio Ready) 1795

CRADLE

- 9910 Shipping and Storage Cradle: Steel 1499
- *X1 9516 Cradle will be shipped with Nereus 936

FRONTSIDE PACKAGE

- X1 0001 Work Station at Cost of Standard 1175

Model with Sails and Complete Start-Up Equipment

52,295

Star Blue

- C.C.D.
- Bank Finance

The customer's order, until in delivery to the customer. Warranty against below the waterline gel coat blistering. See Catalina Yachts Limited Warranty booklet for complete regulations. www.catalinayachts.com • Fax 818 884-3810

65934

